

University of Texas Rio Grande Valley

ScholarWorks @ UTRGV

Earth, Environmental, and Marine Sciences
Faculty Publications and Presentations

College of Sciences

10-24-2019

Biochar Enhances Nitrous Oxide Reduction in Acidic but Not in Near-Neutral pH Soil

Engil Isadora Pujol Pereira

The University of Texas Rio Grande Valley, engil.pereira@utrgv.edu

Jerome Lechot

ETH-Zurich

Rafaela Feola Conz

ETH-Zurich

Abmael da Silva Cardoso

Sao Paulo State University

Johan Six

ETH-Zurich

Follow this and additional works at: https://scholarworks.utrgv.edu/eems_fac



Part of the [Earth Sciences Commons](#), [Environmental Chemistry Commons](#), [Environmental Sciences Commons](#), and the [Plant Sciences Commons](#)

Recommended Citation

Pujol Pereira, Engil Isadora; Lechot, Jerome; Conz, Rafaela Feola; da Silva Cardoso, Abmael; and Six, Johan, "Biochar Enhances Nitrous Oxide Reduction in Acidic but Not in Near-Neutral pH Soil" (2019).



Earth, Environmental, and Marine Sciences Faculty Publications and Presentations. 9.

https://scholarworks.utrgv.edu/eems_fac/9

This Article is brought to you for free and open access by the College of Sciences at ScholarWorks @ UTRGV. It has been accepted for inclusion in Earth, Environmental, and Marine Sciences Faculty Publications and Presentations by an authorized administrator of ScholarWorks @ UTRGV. For more information, please contact justin.white@utrgv.edu, william.flores01@utrgv.edu.

Communication

Biochar Enhances Nitrous Oxide Reduction in Acidic but Not in Near-Neutral pH Soil

Engil Isadora Pujol Pereira ^{1,*}, Jérôme Lécho ², Rafaela Feola Conz ² ,
Abmael da Silva Cardoso ³  and Johan Six ²

¹ School of Earth, Environmental, and Marine Sciences, The University of Texas Rio Grande Valley, 1201 W. University, Edinburg, TX 78539, USA

² Department of Environmental Systems Science, Institute of Agricultural Sciences, Swiss Federal Institute of Technology, ETH-Zurich, Universitatstrasse 2, CH8092 Zurich, Switzerland; jerome.lecho@gess.ethz.ch (J.L.); rafaela.conz@usys.ethz.ch (R.F.C.); jsix@ethz.ch (J.S.)

³ School of Agriculture and Veterinary, Sao Paulo State University, Jaboticabal, Sao Paulo 14884-900, Brazil; abmael.cardoso@unesp.br

* Correspondence: engil.pereira@utrgv.edu

Received: 27 September 2019; Accepted: 22 October 2019; Published: 24 October 2019



Abstract: We quantified nitrous oxide (N₂O) fluxes and total denitrification (N₂O + N₂) in an acidic (Ferralsol) and a near-neutral pH soil (Cambisol) to determine whether biochar's alkalization effect could be the mechanism inducing potential reductions in N₂O fluxes. In Ferralsol, decreases in N₂O emissions and in the N₂O to N₂O + N₂ ratio were observed in both biochar and lime treatments. In Cambisol, neither biochar nor lime decreased N₂O emissions, despite significantly increasing soil pH. The abundance and community structure of *nosZ* gene-bearing microorganisms indicated that gene abundances did not explain biochar effects, but a higher diversity of *nosZ* gene-bearing microorganisms correlated to lower total denitrification. Overall, our results suggest that biochar's potential to decrease N₂O emissions, through soil alkalization, may be more effective in acidic soils.

Keywords: amendments; denitrification; qPCR; T-RFLP; Ferralsol; Cambisol

1. Introduction

Biochar is generally an alkaline charcoal-like material that can improve soil fertility [1] and potentially decrease the emissions of nitrous oxide (N₂O), a very potent greenhouse gas [2]. The latter is possibly related to soil alkalization, as the activity of N₂O-reductase, the enzyme reducing N₂O into dinitrogen (N₂), is enhanced with soil pH increases [3,4]. Yet, some studies have observed soil pH increases without a consequent decrease in N₂O emissions [5,6]. Hence, this study aims to: (i) elucidate whether decreases in N₂O emissions following alkalization are related to initial soil pH and (ii) to determine whether N₂O decreases are followed by changes in the abundance or composition of denitrifying bacteria. We hypothesize that in a soil with a low pH and buffer capacity (i.e., Ferralsol), the effect size of biochar on N₂O emissions will be larger than that in a near-neutral pH soil (i.e., Cambisol). Additionally, soil alkalization in lime and biochar treatments will increase the abundance of *nosZ*-bearing bacteria and the reduction of N₂O to N₂.

2. Materials and Methods

To test our hypotheses, in a laboratory setting, a Swiss Stagnic Cambisol (pH_{H2O} 6.32, 3.0% total C) and a Brazilian Rhodic Ferralsol (pH_{H2O} 5.37, 2.0% total C) were submitted to three treatments: control (no amendments), biochar (10% *w/w*), and lime (3% *w/w* CaCO₃). The amount of CaCO₃ was based on the biochar's liming equivalency (30% CaCO₃ equivalent) [7]. Cambisol had a buffer capacity

of 120 mmol of H^+ or OH^- to change 1 pH unit/kg of soil, while Ferralsol had a buffer capacity of 25.54 mmol of H^+ or OH^- to change 1 pH unit/kg of soil. Biochar was produced from gasified walnut shells (900 °C, pH 9.7) [8]. Biochar was composed of 43% of particles larger than 2000 μm , 19% between 1000 and 2000 μm , 15% between 250 and 1000 μm , and 21% smaller than 250 μm . For pH stabilization, soil and amendments were incubated for 45 days at 24 °C maintaining soil moisture at 60% of water holding capacity. We measured denitrification potential according to [9], for which we prepared six jars (20 g soil each) per treatment and added a nutrient solution (300 μg glucose g^{-1} soil and 50 μg $NO_3^- g^{-1}$ soil) reaching 60% of water holding capacity. Half of the jars received an acetylene (C_2H_2) enrichment (10% *v/v*) to inhibit N_2O reduction to N_2 allowing the estimation of total denitrification ($N_2O + N_2$), while the other half received a 10% *v/v* enrichment with argon and were used to quantify N_2O fluxes. We collected gas samples at 0, 3, 6, 9, and 12 h, and measured N_2O concentration using gas chromatography (Bruker Corporation, Karlsruhe, Germany). After the incubation, soil was collected for pH and microbial measurements. DNA was extracted using PowerLyzer Soil DNA Extraction kit, according to the manufacturer's protocol (Qiagen, Valencia, CA, USA). Nitrite reductase (*nirK* and *nirS*) and N_2O -reductase (*nosZ*) gene abundances were quantified using real-time quantitative polymerase chain reaction (qPCR). For information about primers and PCR conditions see [5]. The diversity of the *nosZ* gene was assessed using the terminal restriction fragment length polymorphism (T-RFLP) method using the same conditions as in the qPCR, except that the forward primers were labeled with 6-carboxy-fluorescein (FAM). PCR products were digested by HhaI restriction enzyme (New England Biolabs, Inc., Ipswich, MA, USA) and fragments were analyzed by an ABI 3730XL sequencer (Applied Biosystems, Waltham, MA, USA) against an internal standard (GeneScan™-500 LIZ®; Applied Biosystems, Waltham, MA, USA). T-RF alignment was performed using the T-REX software [10] and analyzed for relative abundances of *nosZ* T-RFs and Shannon diversity index (H'). Analysis of variance was employed to determine the effects of amendments across both soil types with subsequent post hoc analyses (Tukey's honest significant differences test). Pearson correlation analysis was used to test the relationship between total denitrification and the *nosZ* T-RFs Shannon diversity index. All analyses were performed in R 3.2.1 [11].

3. Results

Over the incubation period (45 days), lime and biochar significantly increased soil pH compared to the unamended control (Table 1). In Cambisol, soil pH significantly increased from 6.32 in control to 7.99 and 8.05 in lime and biochar treatments, respectively. In Ferralsol, pH increased from 5.37 to 8.24 and 8.64 in lime and biochar treatments, respectively. Overall, total denitrification ($N_2O + N_2$) was two-fold larger in Cambisol than in Ferralsol (Figure 1A; $p = 0.003$). In both soil types, $N_2O + N_2$ was lower in biochar treatment than in unamended control and lime treatments. The production of N_2O was in general 4.8-fold larger in Cambisol than in Ferralsol (Figure 1B; $p < 0.0001$). In both soil types, N_2O production was lower in biochar than in unamended control (only significant for Ferralsol), while the lime treatment only decreased N_2O production in Ferralsol. The ratio of N_2O production over total denitrification ($N_2O/N_2O + N_2$) represents the proportion of N_2O that is converted into N_2 . In Cambisol, none of the treatments altered $N_2O/N_2O + N_2$ ratios ($p > 0.05$). In Ferralsol, both lime and biochar decreased on average 93% of the $N_2O/N_2O + N_2$ ratio, compared to unamended control.

None of the treatments or soil types altered the abundance of *nirK* and *nirS* genes (Table 1). Abundance of *nosZ* was larger in Cambisol than in Ferralsol ($p = 0.007$), with no differences between the amendments within each soil type. The diversity of *nosZ*-bearing bacteria was represented by the Shannon H' index (Table 1, $p < 0.0001$). We also observed a negative correlation between total denitrification and the *nosZ* T-RFs Shannon diversity index (Pearson $r = -0.69$ $p = 0.0018$), with communities in Cambisol being less diverse than those in Ferralsol.

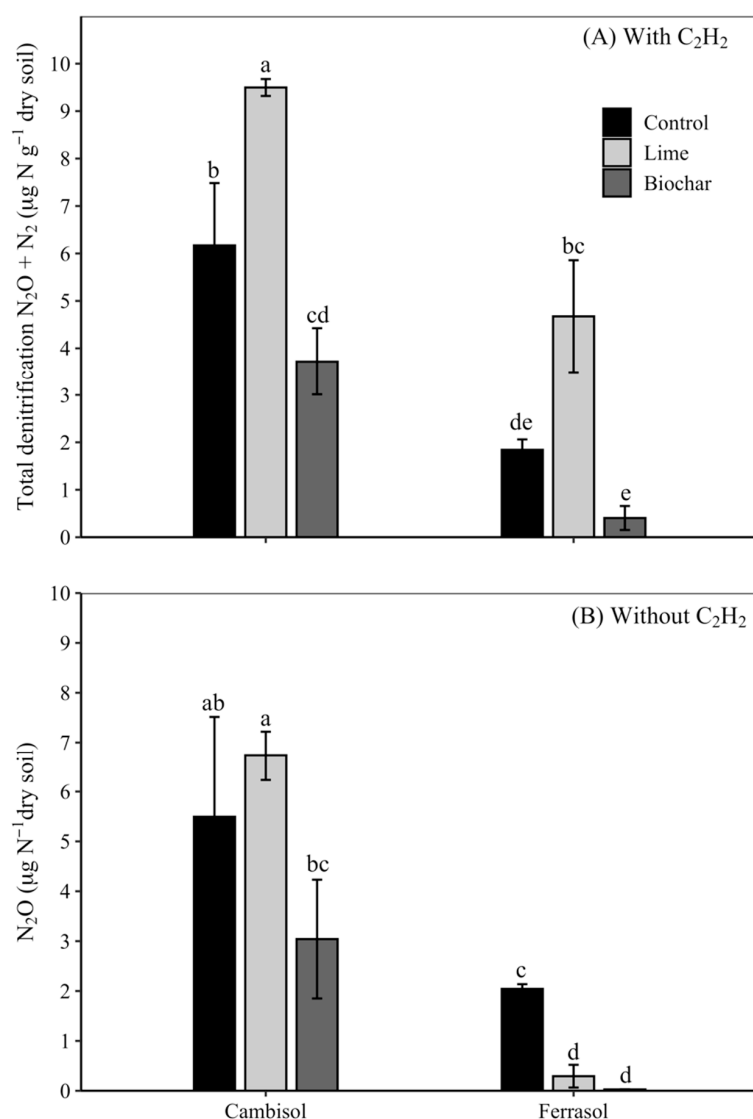


Figure 1. Total denitrification (N₂O + N₂) and cumulative nitrous oxide (N₂O) fluxes from a temperate Cambisol and a tropical Ferralsol after 12 h of incubation with (A) and without (B) acetylene (C₂H₂) enrichment. Error bars represent one standard error of the mean.

Table 1. Soil pH, proportion of N₂O to total denitrification (N₂O/N₂O + N₂), denitrifying gene abundances (*nirK*, *nirS*, and *nosZ*), and Shannon diversity index (*H'*) of *nosZ* terminal restriction fragment (T-RF) responses to biochar and lime amendments in a Cambisol and Ferralsol.

Soil	Amendment	Soil pH	N ₂ O/N ₂ O + N ₂	Log Gene Copies g ⁻¹ soil			Shannon <i>H'</i>
				<i>nirK</i>	<i>nirS</i>	<i>nosZ</i>	
Cambisol	Control	6.32 c	0.88 a	7.79 a	6.89 a	7.15 ab	2.17 b
	Lime	7.99 b	0.71 a	7.99 a	7.10 a	6.93 abc	1.84 b
	Biochar	8.05 b	0.84 a	8.54 a	7.36 a	7.29 a	1.92 b
Ferralsol	Control	5.37 d	1.12 a	7.72 a	7.26 a	6.38 cd	2.58 a
	Lime	8.24 ab	0.06 b	8.11 a	7.22 a	6.27 cd	2.43 a
	Biochar	8.64 a	0.08 b	8.02 a	7.06 a	6.00 d	2.43 a

Means within a column followed by the same letter are not significantly different ($p > 0.05$).

4. Discussion

We expected that in biochar- and lime-amended soils, where pH is higher, N₂O emissions would decrease as a result of an enhanced proportion of N₂O that is completely denitrified to N₂ upon soil pH alkalization. Despite increasing pH in both soils, this hypothesis was only confirmed in Ferralsol where N₂O emissions (Figure 1) and N₂O/N₂O + N₂ ratios (Table 1) in biochar and lime treatments were lower than those in the control. In Cambisol, lime and biochar amendments did not decrease N₂O emission or N₂O/N₂O + N₂ ratios. It is possible that pH increases in near-neutral pH soils do not further enhance N₂O-reductase activities. Accordingly, Thomsen et al. [12] studied denitrification across a range of pH (5.5–9.5) and showed that pH increases in the acidic range enhanced N₂O reduction to N₂ substantially more than pH increases in neutral or alkaline media. Soil aggregates may also explain the lack of biochar effects on N₂O emissions: Denitrifying activity has been hypothesized to occur mainly inside soil aggregates [13]; thus, denitrifiers would not be in direct contact with biochar located outside the aggregate assemblage. Given that Cambisol has 3% soil C content and higher cation exchange capacity than a weathered tropical soil, it is possible that it possesses larger proportion of soil aggregates than Ferralsol.

Biochar decreased total denitrification in both soils compared to the unamended control (Figure 1A). This effect was not observed in the lime treatment and, thus, does not seem to be related to soil alkalization. The decreased total denitrification, without changing N₂O emissions in Cambisol, suggests that biochar may affect multiple steps of the denitrification pathway. For instance, biochar may decrease the availability of resources that support the first-steps of denitrification [14,15]. Labile C was suggested to adsorb to the biochar's surface [16–19], while microorganisms were suggested to immobilize N, which can be related to the ratio of available C and available N [2]. Based on our assessments, we could not identify the causes of a lower total denitrification; however, we suggest that future mechanistic studies investigate the interactions between biochar and the first segments of the denitrification pathway.

Denitrifying gene abundances did not predict biochar effects on total denitrification or N₂O emissions. However, a greater abundance of *nosZ* in Cambisol than in Ferralsol may have been related to higher pH levels in Cambisol than in Ferralsol. The significant differences between the two soil types on the *nosZ* T-RFs Shannon diversity index (Table 1), suggest that community structure, along with gene abundance, may have functional implications controlling total denitrification levels [20–22].

5. Conclusions

In conclusion, our findings confirm that biochar's alkalization effect can promote a complete denitrification of N₂O, similar to that of lime treatment, but only in the acidic Ferralsol. Additionally, our results suggest that biochar can decrease N₂O production. In Cambisol, the effects of biochar were not as pronounced as those in Ferralsol, perhaps due to a higher native pH and potentially due to stronger aggregates shielding denitrifiers from biochar. Finally, our results suggest that larger total denitrification fluxes found in Cambisol may be related to a larger abundance and lower community diversity of *nosZ* gene-bearers, compared to that of the Ferralsol soil type.

Author Contributions: E.I.P.P.; J.L. and A.d.S.C. conceived and designed experiments; E.I.P.P.; J.L. and R.F.C. performed the experiments and conducted laboratory analysis of samples; E.I.P.P.; J.L. drafted the original manuscript; A.d.S.C. and R.F.C. provided preliminary feedback and editing, J.S. provided critical feedback and editing. All authors have read and approved the final manuscript.

Funding: This research was funded by the Plant Fellows Program (FP7 Marie Curie Actions, www.plantfellows.ch/; grant GA-2014-267423) for support to E.P.

Acknowledgments: Data analyzed in this paper were generated in the Genetic Diversity Center of ETH Zürich.

Conflicts of Interest: The authors declare no conflict of interest.

References

1. Lehmann, J.; da Silva, J.P., Jr.; Steiner, C.; Nehls, T.; Zech, W.; Glaser, B. Nutrient Availability and Leaching in an Archaeological Anthrosol and a Ferralsol of the Central Amazon Basin: Fertilizer, Manure and Charcoal Amendments. *Plant Soil* **2003**, *249*, 343–357. [[CrossRef](#)]
2. Cayuela, M.L.; van Zwieten, L.; Singh, B.P.; Jeffery, S.; Roig, A.; Sánchez-Monedero, M.A. Biochar's Role in Mitigating Soil Nitrous Oxide Emissions: A Review and Meta-Analysis. *Agric. Ecosyst. Environ.* **2014**, *191*, 5–16. [[CrossRef](#)]
3. Simek, M.; Cooper, J.E. The Influence of Soil PH on Denitrification: Progress towards the Understanding of This Interaction over the Last 50 Years. *Eur. J. Soil Sci.* **2002**, *53*, 345–354. [[CrossRef](#)]
4. Liu, B.; Frostegård, Å.; Bakken, L.R. Impaired Reduction of N₂O to N₂ in Acid Soils Is Due to a Posttranscriptional Interference with the Expression of NosZ. *MBio* **2014**, *5*, e01314–e01383. [[CrossRef](#)] [[PubMed](#)]
5. Pereira, E.I.P.; Suddick, E.C.; Mansour, I.; Mukome, F.N.D.; Parikh, S.J.; Scow, K.; Six, J. Biochar Alters Nitrogen Transformations but Has Minimal Effects on Nitrous Oxide Emissions in an Organically Managed Lettuce Mesocosm. *Biol. Fertil. Soils* **2015**, *51*, 573–582. [[CrossRef](#)]
6. Verhoeven, E.; Pereira, E.; Decock, C.; Suddick, E.; Angst, T.; Six, J. Toward a Better Assessment of Biochar–Nitrous Oxide Mitigation Potential at the Field Scale. *J. Environ. Qual.* **2017**, *46*, 237. [[CrossRef](#)] [[PubMed](#)]
7. Rayment, G.E.; Higginson, F.R. *Australian Laboratory Handbook of Soil and Water Chemical Methods*; Inkata Press: Melbourne, Australia, 1992; p. 330.
8. Mukome, F.N.D.; Zhang, X.; Silva, L.C.R.; Six, J.; Parikh, S.J. Use of Chemical and Physical Characteristics to Investigate Trends in Biochar Feedstocks. *J. Agric. Food Chem.* **2013**, *61*, 2196–2204. [[CrossRef](#)] [[PubMed](#)]
9. Drury, C.F.; Myrold, D.D.; Beauchamp, E.G.; Reynolds, W.D. Denitrification Techniques for Soils. In *Soil Sampling and Methods of Analysis*, 2nd ed.; Carter, M.R., Gregorich, E.G., Eds.; CRC Press: Boca Raton, FL, USA, 2007; p. 1264. [[CrossRef](#)]
10. Culman, S.W.; Bukowski, R.; Gauch, H.G.; Cadillo-Quiroz, H.; Buckley, D.H. T-REX: Software for the Processing and Analysis of T-RFLP Data. *BMC Bioinform.* **2009**, *10*, 171. [[CrossRef](#)] [[PubMed](#)]
11. R Development Core Team. R: A Language and Environment for Statistical Computing. In *R Foundation for Statistical Computing*; R Foundation for Statistical Computing: Vienna, Austria, 2011; p. 409. [[CrossRef](#)]
12. Thomsen, J.K.; Geest, T.; Cox, R.P. Mass Spectrometric Studies of the Effect of PH on the Accumulation of Intermediates in Denitrification by *Paracoccus Denitrificans*. *Appl. Environ. Microbiol.* **1994**, *60*, 536–541. [[PubMed](#)]
13. Felber, R.; Leifeld, J.; Horák, J.; Neftel, A. Nitrous Oxide Emission Reduction with Greenwaste Biochar: Comparison of Laboratory and Field Experiments. *Eur. J. Soil Sci.* **2014**, *65*, 128–138. [[CrossRef](#)]
14. Case, S.D.C.; McNamara, N.P.; Reay, D.S.; Stott, A.W.; Grant, H.K.; Whitaker, J. Biochar Suppresses N₂O Emissions While Maintaining N Availability in a Sandy Loam Soil. *Soil Biol. Biochem.* **2015**, *81*, 178–185. [[CrossRef](#)]
15. Obia, A.; Cornelissen, G.; Mulder, J.; Dörsch, P. Effect of Soil PH Increase by Biochar on NO, N₂O and N₂ Production during Denitrification in Acid Soils. *PLoS ONE* **2015**, *10*, e0138781. [[CrossRef](#)] [[PubMed](#)]
16. Keith, A.; Singh, B.; Singh, B.P. Interactive Priming of Biochar and Labile Organic Matter Mineralization in a Smectite-Rich Soil. *Environ. Sci. Technol.* **2011**, *45*, 9611–9618. [[CrossRef](#)] [[PubMed](#)]
17. Kameyama, K.; Miyamoto, T.; Shiono, T.; Shinogi, Y. Influence of Sugarcane Bagasse-Derived Biochar Application on Nitrate Leaching in Calcaric Dark Red Soil. *J. Environ. Qual.* **2012**, *41*, 1131–1137. [[CrossRef](#)] [[PubMed](#)]
18. Dempster, D.N.; Jones, D.L.; Murphy, D.V. Clay and Biochar Amendments Decreased Inorganic but Not Dissolved Organic Nitrogen Leaching in Soil. *Soil Res.* **2012**, *50*, 216. [[CrossRef](#)]
19. Yao, Y.; Gao, B.; Zhang, M.; Inyang, M.; Zimmerman, A.R. Effect of Biochar Amendment on Sorption and Leaching of Nitrate, Ammonium, and Phosphate in a Sandy Soil. *Chemosphere* **2012**, *89*, 1467–1471. [[CrossRef](#)] [[PubMed](#)]
20. Wang, T.; Arbestain, M.C.; Hedley, M.; Bishop, P. Chemical and bioassay characterisation of nitrogen availability in biochar produced from dairy manure and biosolids. *Org. Geochem.* **2012**, *51*, 45–54. [[CrossRef](#)]

21. Peralta, A.L.; Matthews, J.W.; Kent, A.D. Microbial Community Structure and Denitrification in a Wetland Mitigation Bank. *Appl. Environ. Microbiol.* **2010**, *76*, 4207–4215. [[CrossRef](#)] [[PubMed](#)]
22. Wang, C.; Zhu, G.; Wang, Y.; Wang, S.; Yin, C. Nitrous Oxide Reductase Gene (NosZ) and N₂O Reduction along the Littoral Gradient of a Eutrophic Freshwater Lake. *J. Environ. Sci.* **2013**, *25*, 44–52. [[CrossRef](#)]



© 2019 by the authors. Licensee MDPI, Basel, Switzerland. This article is an open access article distributed under the terms and conditions of the Creative Commons Attribution (CC BY) license (<http://creativecommons.org/licenses/by/4.0/>).