

6-1-2010

An Effective Microwave-Induced Iodine-Catalyzed Method for the Synthesis of Quinoxalines via Condensation of 1,2-Diamines With 1,2-Dicarbonyl Compounds

Debasish Bandyopadhyay

The University of Texas Rio Grande Valley, debasish.bandyopadhyay@utrgv.edu

Sanghamitra Mukherjee

Robert R. Rodriguez

Bimal K. Banik

Follow this and additional works at: https://scholarworks.utrgv.edu/chem_fac

 Part of the [Chemistry Commons](#)

Recommended Citation

Bandyopadhyay, Debasish; Mukherjee, Sanghamitra; Rodriguez, Robert R.; and Banik, Bimal K., "An Effective Microwave-Induced Iodine-Catalyzed Method for the Synthesis of Quinoxalines via Condensation of 1,2-Diamines With 1,2-Dicarbonyl Compounds" (2010). *Chemistry Faculty Publications and Presentations*. 44.

https://scholarworks.utrgv.edu/chem_fac/44

This Article is brought to you for free and open access by the College of Sciences at ScholarWorks @ UTRGV. It has been accepted for inclusion in Chemistry Faculty Publications and Presentations by an authorized administrator of ScholarWorks @ UTRGV. For more information, please contact justin.white@utrgv.edu, william.flores01@utrgv.edu.

Communication

An Effective Microwave-Induced Iodine-Catalyzed Method for the Synthesis of Quinoxalines via Condensation of 1,2-Diamines with 1,2-Dicarbonyl Compounds

Debasish Bandyopadhyay, Sanghamitra Mukherjee, Robert R. Rodriguez and Bimal K. Banik *

Department of Chemistry, The University of Texas-Pan American, 1201 West University Drive, Edinburg, TX 78541, USA

* Author to whom correspondence should be addressed; E-Mail: banik@panam.edu; Tel.: +1-956-380-8741; Fax: +1-956-384-5006.

Received: 28 March 2010; in revised form: 14 May 2010 / Accepted: 9 June 2010 /

Published: 9 June 2010

Abstract: A microwave-induced iodine-catalyzed simple, rapid and convenient synthesis of different types of quinoxalines via condensation of 1,2-diamines with 1,2-dicarbonyl compounds has been accomplished with an excellent yield.

Keywords: iodine; microwave; quinoxalines; amines; dicarbonyl compounds

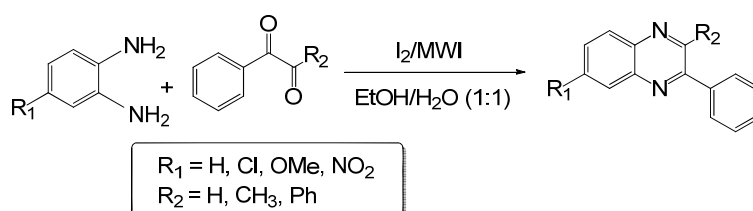
1. Introduction

A quinoxaline moiety serves as the nucleus for the synthesis of several biologically active compounds including antitumor [1], antimycobacterial [2] and antidepressant [3] drugs. Some antibiotics, such as levomycin, actinoleutin and echinomycin also contain a quinoxaline scaffold and these are known to inhibit the growth of Gram positive bacteria [4] and are active against various transplantable tumors [5]. As a part of our ongoing research leading to the synthesis of novel anticancer drugs [6–11] we became interested in the development of a new, efficient and practical method to synthesize quinoxalines.

Although diverse methods for the synthesis of substituted quinoxalines are described in the literature [12,13], the most common method for their preparation is a condensation reaction between a 1,2-diamine and 1,2 dicarbonyl compound. Clearly, all while these methods have extended the scope for the synthesis of this type of heterocycles, they have limitations in some of the following areas: low

yield, long reaction time, difficult product isolation procedure and use of toxic metal catalysts as well as hazardous solvents. In this paper, we describe an automated microwave-assisted extremely rapid iodine-catalyzed method for the synthesis of substituted quinoxalines in high yields in aqueous ethanol *via* the diamine-dicarbonyl compound condensation route (Scheme 1).

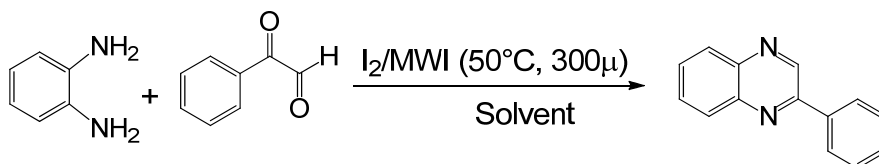
Scheme 1. Microwave-induced iodine-catalyzed synthesis of quinoxalines.



2. Results and Discussion

Our group has reported the synthesis and biological evaluation of various β -lactams as novel anticancer agents [6–11]. The synthesis of β -lactams through imines requires a dicarbonyl compound and an amine. We have been conducting research on imines for the last 20 years. Our study suggests that condensation of 1,2-diamino compounds and 1,2 dicarbonyl compounds in the presence of a mild acidic reagent will lead to the synthesis of quinoxalines (Scheme 1). This hypothesis has been tested by reacting several diamines with various dicarbonyl compounds in the presence of iodine (catalytic amount, 5 mol %) in ethanol/water (1:1) using a microwave-induced method. The model reaction between *o*-phenylenediamine and phenylglyoxal monohydrate in the presence of iodine as catalyst using microwave irradiation has been performed in different solvent systems (Table 1). However, best results were obtained when EtOH/H₂O (1:1) was used as solvent.

Table 1. Reaction between *o*-phenylene diamine and phenylglyoxal monohydrate in the presence of iodine (5 mol %) in different solvents under microwave irradiation.



Entry	Solvent	Time (min.)	Yield (%)
1	Methanol	3	41
2	Ethanol	3	65
3	Tetrahydrofuran	5	48
4	Dichloromethane	3	27
5	THF/Water (1:1)	5	36
6	Water	5	38
7	Acetonitrile	3	72
8	Ethanol/Water (1:1)	30 sec.	99

Next the reaction conditions were tested with a variety of 1,2-diamines and 1,2-dicarbonyl compounds. In all cases the reaction was completed within 2–3 minutes at 50 °C in a CEM microwave and the corresponding quinoxalines were isolated in excellent yields (Table 2).

Table 2. Synthesis of quinoxalines via condensation of 1,2-diamines with 1,2-dicarbonyl compounds with iodine as the catalyst in water/ethanol (1:1) under microwave induces reaction (Scheme 1).

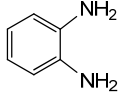
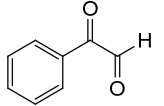
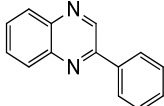
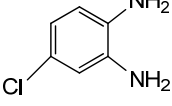
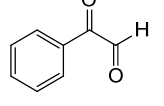
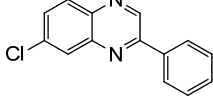
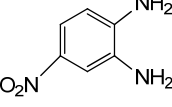
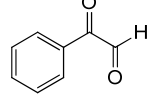
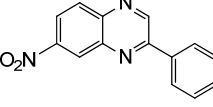
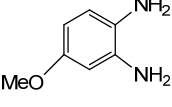
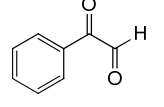
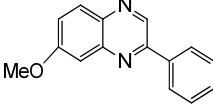
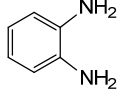
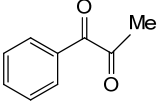
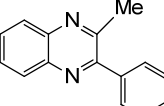
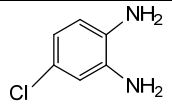
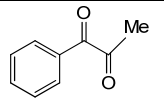
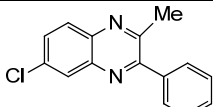
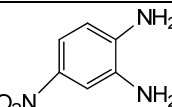
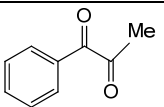
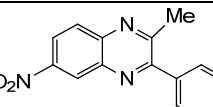
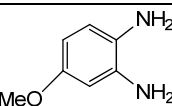
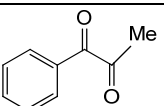
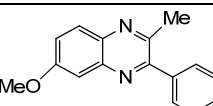
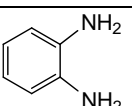
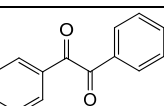
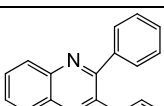
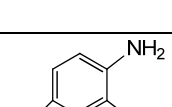
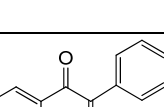
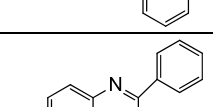
Entry	Amine	Dicarbonyl Compounds	MWI (Power/temp/time)	Product	Yield (%) ^a
1			300 watts 50 °C 30 sec		99
2			300 watts 50 °C 30 sec		90
3			300 watts 50 °C 30 sec		92
4			300 watts 50 °C 45 sec		95
5			300 watts 50 °C 1 min		98
6			300 watts 50 °C 1 min		86
7			300 watts 50 °C 1.5 min		90
8			300 watts 50 °C 30 sec		85
9			300 watts 50 °C 2.5 min		95
10			300 watts 50 °C 2 min		87

Table 2. Cont.

Entry	Amine	Dicarbonyl Compounds	MWI (Power/temp/time)	Product	Yield (%) ^a
11			300 watts 50 °C 2 min 15 sec		92
12			300 watts 50 °C 45 sec		93
13			300 watts 50 °C 5 min without catalyst	No reaction	—

^a isolated yield.

The reaction proceeded equally well irrespective of the nature of substituents (chloro, nitro and methoxy groups) present in the amino component. The reaction between 1,2-diamines and 1,2-dicarbonyl compounds does not proceed at all without iodine (Entry 13).

3. Experimental Section

3.1. General

Melting points were determined in a Fisher Scientific electrochemical Mel-Temp* manual melting point apparatus (Model 1001) equipped with a 300°C thermometer. Elemental analyses (C, H, N) were conducted using the Perkin-Elmer 2400 series II elemental analyzer, their results were found to be in good agreement ($\pm 0.2\%$) with the calculated values for C, H, N. FT-IR spectra were registered on a Bruker IFS 55 Equinox FTIR spectrophotometer as KBr discs. ¹H-NMR (300 MHz) and ¹³C-NMR (75.4 MHz) spectra were obtained at room temperature with JEOL Eclipse-300 equipment using TMS as internal standard and CDCl₃ as solvent. Analytical grade chemicals (Sigma-Aldrich incorporation) were used throughout the project. Deionized water was used for the preparation of all aqueous solutions.

3.2. General procedure for the synthesis of quinoxalines

The diamine (1 mmol) and the dicarbonyl compound (1 mmol) were dissolved in ethanol/water (1:1, 1 mL). A catalytic amount (5 mol%) of iodine was added and the mixture was irradiated using a CEM microwave (50 °C and power level 300 μ) as described in Table 2. The reaction was monitored by TLC. After the completion of the reaction, dichloromethane (10 mL) was added to the reaction mixture and it was then washed successively with 5% sodium thiosulphate solution (2 mL) and brine (2 mL). The organic layer was dried with anhydrous sodium sulfate and concentrated. Quinoxalines were found to be. No column chromatography was needed for the purification of the

products and pure products (~95% by proton NMR) were isolated through crystallization (dichloromethane-hexane). Compounds obtained from entries 5, 6 and 9–11 (Table 2) were previously reported [13–15]. The remaining compounds (entries 1–4, 7, 8 and 12, Table 2) have been characterized by IR, NMR and mass spectral data. Our products gave satisfactory spectral and mp data matching with the reported values. We also carried out a reaction of benzil and *ortho*-phenylenediamine in absence of iodine (entry 13) following the published procedure [14]. However, no reaction took place at 50 °C without catalyst, even after 5 minutes of microwave irradiation; thus suggesting a lowering of the activation energy in the presence of the catalyst that also reduces the possibility of product loss due to partial charring.

4. Conclusions

In conclusion, the iodine-catalyzed microwave-induced quinoxaline synthesis as described herein is very simple, environmentally friendly and extremely rapid and affords high (almost quantitative) yields. Our method is versatile since aliphatic and aromatic amino compounds can be used in this reaction and these substrates all produce quinoxalines with remarkable success.

Acknowledgements

We gratefully acknowledge the funding support from National Cancer Institute (NIH/NCI-P20, Grant# 5P20CA138022-02).

References

1. Hazeldine, S.T.; Polin, L.; Kushner, J.; Paluch, J.; White, K.; Edelstein, M.; Palomino, E.; Corbett, T.H.; Horwitz, J.P. Design, Synthesis, and Biological Evaluation of Analogues of the Antitumor Agent, 2-{4-[(7-Chloro-2-quinoxalinyloxy]phenoxy}propionic Acid (XK469). *J. Med. Chem.* **2001**, *44*, 1758–1776.
2. Seitz, L.E.; Suling, W.J.; Reynolds, R.C. Synthesis and Antimycobacterial Activity of Pyrazine and Quinoxaline Derivatives. *J. Med. Chem.* **2002**, *45*, 5604–5606.
3. Badran, M.M.; Botros, S.; El-Gendy, A.A.; Abdou, N.A.; El-Assi, H.; Salem, A. Part I: novel quinoxaline derivatives of biological interest. *Bull. Pharm. Sci.* **2001**, *24*, 135–144.
4. Bailly, C.; Echeperre, S.; Gago, F.; Waring, M.J. Recognition elements that determine affinity and sequence-specific binding to DNA of 2QN, a biosynthetic bis-quinoline analogue of echinomycin. *Anti Canc. Drug Des.* **1999**, *14*, 291–303.
5. Sato, K.; Shiratori, O.; Katagiri, K. Mode of action of quinoxaline antibiotics. Interaction of quinomycin A with deoxyribonucleic acid. *J. Antibiot.* **1967**, *20*, 270–276.
6. Becker, F.F.; Banik, B.K. Polycyclic aromatic compounds as anticancer agents: synthesis and biological evaluation of some chrysene derivatives. *Bioorg. Med. Chem. Lett.* **1998**, *8*, 2877–2880.
7. Becker, F.F.; Mukhopadhyay, C.; Hackfeld, L.; Banik, I.; Banik, B.K. Polycyclic aromatic compounds as anticancer agents: synthesis and biological evaluation of dibenzofluorene derivatives. *Bioorg. Med. Chem.* **2000**, *8*, 2693–2699.

8. Banik, B.K.; Becker, F.F. Polycyclic aromatic compounds as anticancer agents. 4. Structure-activity relationships of chrysene and pyrene derivatives. *Bioorg. Med. Chem.* **2001**, *9*, 593–605.
9. Banik, B.K.; Becker, F.F. Synthesis, electrophilic substitution and structure-activity relationship studies of polycyclic aromatic compounds towards the development of anticancer agents. *Curr. Med. Chem.* **2001**, *8*, 1513–1533.
10. Banik, B.K.; Becker, F.F.; Banik, I. Synthesis of anticancer β -lactams: Mechanism of action. *Bioorg. Med. Chem.* **2004**, *12*, 2523–2528.
11. Banik, I.; Becker, F.F.; Banik, B.K. Stereoselective Synthesis of β -Lactams with Polyaromatic Imines: Entry to New and Novel Anticancer Agents. *J. Med. Chem.* **2003**, *46*, 12–15.
12. Kamal, A.; Reddy, K.L.; Devaiah, V.; Shankaraiah, N.; Rao, M.V. Recent advances in the solid-phase combinatorial synthetic strategies for the quinoxaline, quinazoline and benzimidazole based privileged structures. *Mini Rev. Med. Chem.* **2006**, *6*, 71–89.
13. Srinivas, C.; Kumar, C.N.S.S.P.; Rao, V.J.; Palaniappan, S. Efficient, convenient and reusable polyaniline-sulfate salt catalyst for the synthesis of quinoxaline derivatives. *J. Mol. Catal. A: Chem.* **2007**, *265*, 227–230.
14. Zhou, J.F.; Gong, G.X.; Zhi, S.J.; Duan, X.L. Microwave- assisted catalyst-free and solvent-free method for the synthesis of quinoxalines. *Synth. Commun.* **2009**, *39*, 3743–3754.
15. More, S.V.; Sastry M.N.V.; Yao C.-F. Cerium (IV) ammonium nitrate (CAN) as a catalyst in tap water: A simple, proficient and green approach for the synthesis of quinoxalines. *Green Chem.* **2006**, *8*, 91–95.

Sample Availability: Samples of the compounds (mg quantity) are available from the authors.

© 2010 by the authors; licensee Molecular Diversity Preservation International, Basel, Switzerland. This article is an open-access article distributed under the terms and conditions of the Creative Commons Attribution license (<http://creativecommons.org/licenses/by/3.0/>).