

Carbon Fibers Coated with Ternary Ni-Co-Se Alloy Particles as Low-cost Counter Electrode for Flexible Dye Sensitized Solar Cell

Supporting Information

Brishty Deb Choudhury¹, Chen Lin[‡], Sk Md Ali Zaker Shawon[‡], Javier Soliz-Martinez¹, Jose Gutierrez¹, Muhammad N. Huda², Federico Cesano³, Karen Lozano⁴, Jin Zhong Zhang⁵, M. Jasim Uddin^{1,*}

¹*Department of Chemistry, Photonic and Energy Research Laboratory, The University of Texas Rio Grande Valley, 1201 West University Dr, Edinburg, TX 78539, United States*

²*Department of Physics, The University of Texas at Arlington, Arlington, Texas 76019, USA*

³*Department of Chemistry, University of Turin, Turin, TO, Italy*

⁴*Center for Nanotechnology, Department of Mechanical Engineering, The University of Texas Rio Grande Valley, 1201 West University Dr, Edinburg, TX 78539, United States*

⁵*Department of Chemistry and Biochemistry, University of California, Santa Cruz, California 95064, United States*

[‡]Contributed equally, *Corresponding Author Email: mohammed.uddin@utrgv.edu




Figure S1. SEM image (a) and EDX mapping scanning spectra of (b) Co element, (c) Ni element, (d) Se element of Ni-Co-Se 140 sample.




Figure S2. SEM image (a) and EDX mapping scanning spectra of (b) Co element, (c) Ni element, (d) Se element of Ni-Co-Se 180 sample.




Figure S3. SEM image (a) and EDX mapping scanning spectra of (b) Co element, (c) Ni element, (d) Se element of Ni-Co-Se 200 sample.